

BS+ WC installation unit with Geberit concealed cistern Sigma

for drywall construction, offers installers and planners the option of using pre-assembled units and planning customised solutions thanks to the large selection of actuation buttons.

Sound-insulated with premium wall bracket for pre-wall mounting



Sound insulation DIN 4109

Optional

Sound-decoupled premium wall bracket for pre-wall mounting



item no. 240012



Sound-insulated plastic inserts for the inclusion of the PE-HD elbow connector

Sound-decoupled, pull-out plastic feet

BS+ installation unit with concealed cistern Geberit Sigma item no. 211 088.00

- The elements consist of 48 mm wide profiles, so they can be perfectly installed in a 50 mm plasterboard stud wall.
- Thanks to their generous profile width the GKFI construction panels can be easily aligned to butt joints and comfortably with a distance to the edge - this provides additional safety, saves time and prevents material break-out.
- Fastening the building boards without pre-drilling
- Sound decoupling as standard integrated (all red plastic parts)
- Panel feet 220 mm as standard extendable
- High corrosion protection thanks to sendzimir galvanised elements.
- 4-point fastening
- All current standards are complied with (e.g. DIN 4109 etc.)

all toilets compatible with Duravit Sensowash®

Geberit concealed cisterns compatible with Geberit AquaClean and Discharge chute for cleaning cubes

Combination examples:




Geberit Sigma01



Geberit Sigma10



Geberit Sigma20



Geberit Sigma30




Geberit Sigma50




Geberit Sigma60



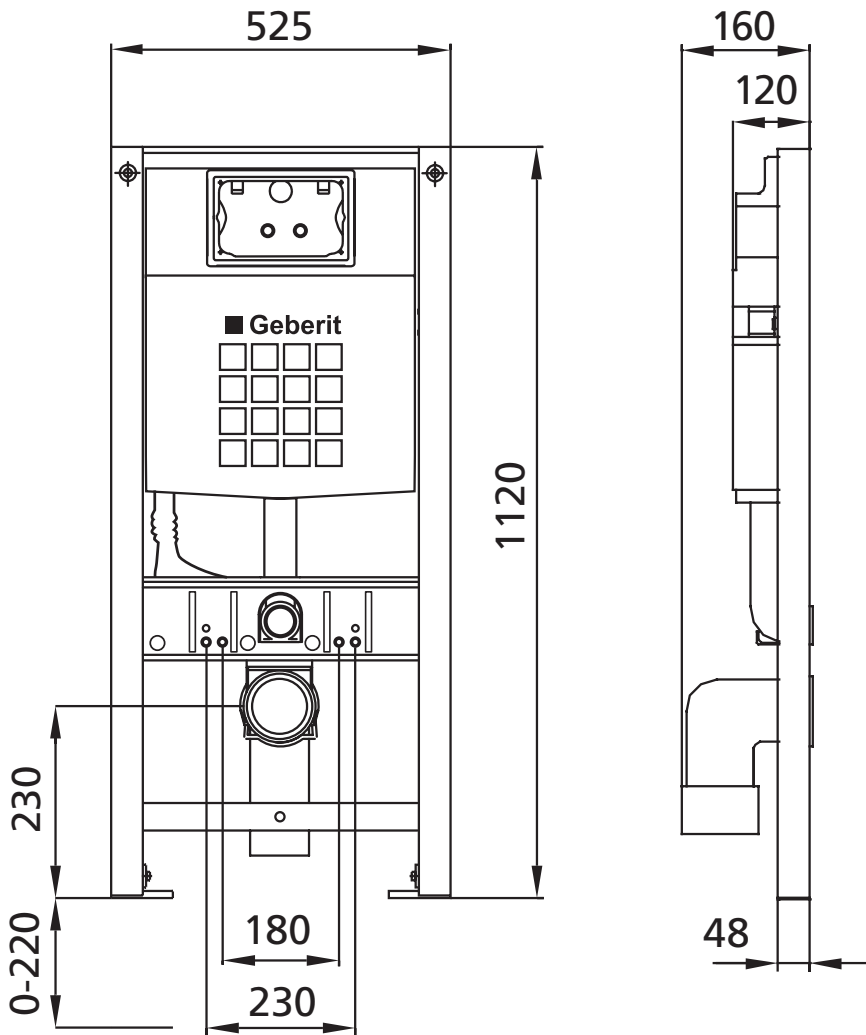
Geberit Sigma70



Insert for Geberit Duo-Fresh Stick



Technical details BS+ WC installation unit



Note:

WC force bearing for additional support of WC ceramics with a support surface smaller than 17 cm (e.g. Flaminia, Sentique) **item no. 216400**